



Tourism Statistics Summary October 2021

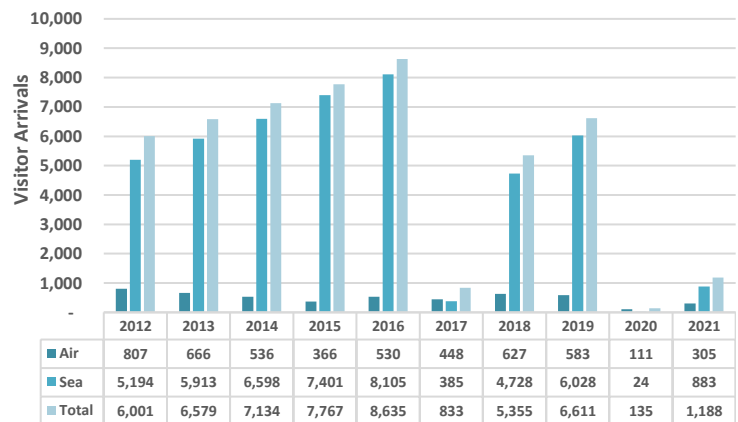
OVERVIEW

October's visitor arrivals to the shores of Anguilla numbered 1,188 persons; an increase over its corresponding October 2020 figure of 135 persons, which is the lowest ranked October figure for which data is available from 1993 - 2021. This October total ranked the third lowest for any 'October' month on record.

As at the end of October 2021, Anguilla welcomed 17,492 visitors. Over the year 2021 to date, October's total is the sixth highest monthly total with July recording the most number of visitors with 4,889 and September the lowest with 443 visitors.

The majority, 99.9% of the visitor arrivals were tourists (stay-over visitors) to the island, 91.8% of these visitors

came to vacation, while 8.2% came intending to do business.



Visitor Arrivals, October 2012 - 2021

PASSENGER MOVEMENT

Passenger arrivals (including both residents and visitors) for October 2021 totaled 2,567, an increase when compared to October's 2020 corresponding figure of 265 passengers.

During this period under review, the majority of the passenger arrivals were welcomed via Clayton J. Lloyd International Airport with 1,387 (54.0%) of total passengers. Of the seaports entries, all 1,180 passengers were welcomed through the Blowing Point terminal.

Passenger departures similarly to arrivals recorded an increase but with a lower figure of 1,471 persons with October 2020 recording 196 passenger departures.

Passenger departures via the seaports of Anguilla processed the majority of these departures of 970 (65.9%), of which all left via the Blowing Point terminal. The Clayton J. Lloyd International Airport facilitated 501 (34.1%) of the total departures from Anguilla.

TOURISTS (Stay-Over Visitors)

October's tourist (stay-over visitors) arrivals to Anguilla for 2021 numbered 1,187 from the corresponding October 2020 figure of 135 arrivals. This type of visitor to Anguilla's shores accounted for most of the island's arrivals with 99.9% of total visitor arrivals. When reviewing data spanning from 1993 – 2021, this October figure was recorded as the fourth-lowest figure for any October period, increasing from the lowest October figure of 135 arrivals in 2020. October's arrivals were the sixth-highest monthly figure within the year 2021 after July with 4,884.

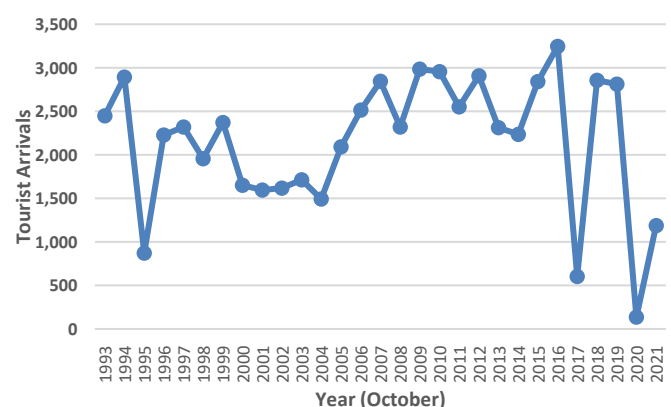


Figure 1: Tourist Arrivals, October 1993–2021

TOURISTS (Stay-Over Visitors) *continued*

The average intended length of stay of tourists in Anguilla for the period under review was 9.8 days from the 19.7 days in October 2020. The majority, 48.9% of tourists intended to spend 4-7 days in Anguilla, while 21.6% of tourists planned to stay 8-15 days, followed by those, 17.3% who stated they intended to stay 23 or more days. The remaining tourists; 9.5% and 2.7% intended to stay 1-3 days and 16-22 days respectively.

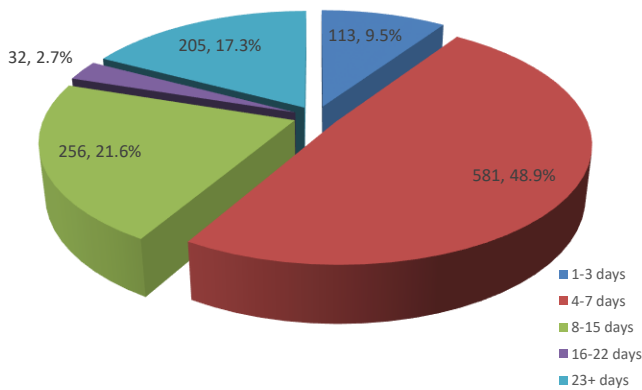


Figure 2: Tourist Arrivals by Length of Stay, October 2021

A review of the source markets for the 1,187 tourists visiting Anguilla during October 2021 showed that all the source markets contributed to this overall total and its increase. The German source market was the only market to record zero (0) arrivals in its corresponding October 2020 period. In October 2021, the ‘USA’, ‘Other’, ‘U.K.’ and ‘Caribbean’ source markets accounted for the largest shares of the tourist arrivals 70.8% (840), 6.0% (71), 68 (5.7%), and 5.3% (63) respectively of the tourist arrivals.

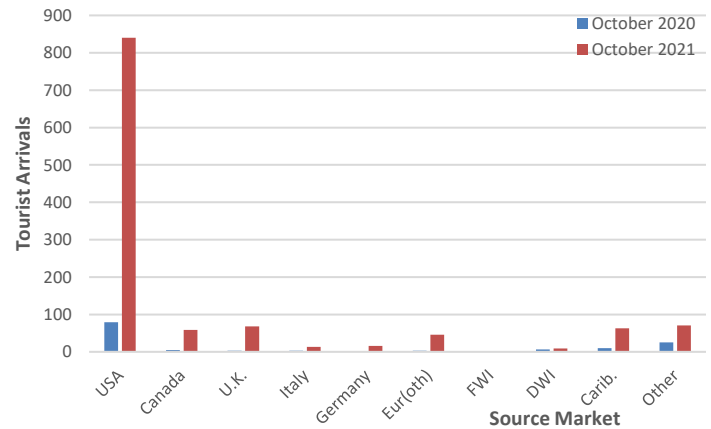


Figure 3: Tourist Arrivals by Source Market, October 2020 and 2021

EXCURSIONISTS (Day Trippers)

Excursionist arrivals for the month under review numbered one (1) and its corresponding October 2020 figure, recorded no arrivals. Arrivals of this type of visitor have been noticeably impacted since the COVID-19 pandemic, as this type of visitor to Anguilla is usually a tourist visiting St. Maarten/St. Martin travels to Anguilla on a day trip to enjoy our beaches and hospitality for a day. Anguilla has implemented precautionary measures to ensure the safety of its inhabitants with mandatory screening and a quarantine period, which may have inhibited day-trippers from visiting.

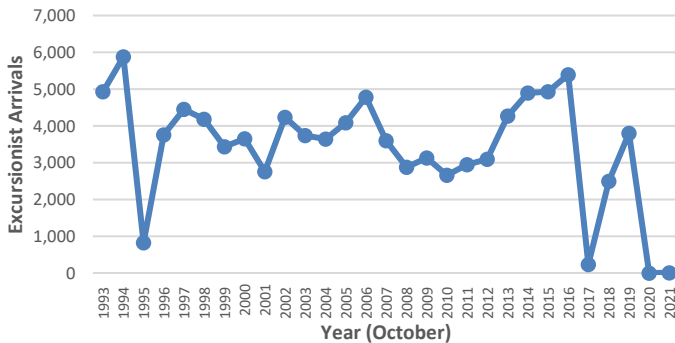


Figure 4: Excursionist Arrivals, October 1993 – 2021

This sole day-tripper during this period under review originated from the ‘Other Europe’ source markets.

This report, along with other Tourism Data, is available at the Government of Anguilla Statistics Department’s website:

http://statistics.gov.ai/StatisticsDept/Tourism2_4_5

ANGUILLA STATISTICS DEPARTMENT
P.O.BOX 60 | THE VALLEY | ANGUILLA
BRITISH WEST INDIES

Telephone: + (264) 497-5731 | Fax: + (264) 497-3986

Email: statistics@gov.ai

‘Sound Statistics for Sustainable Development’